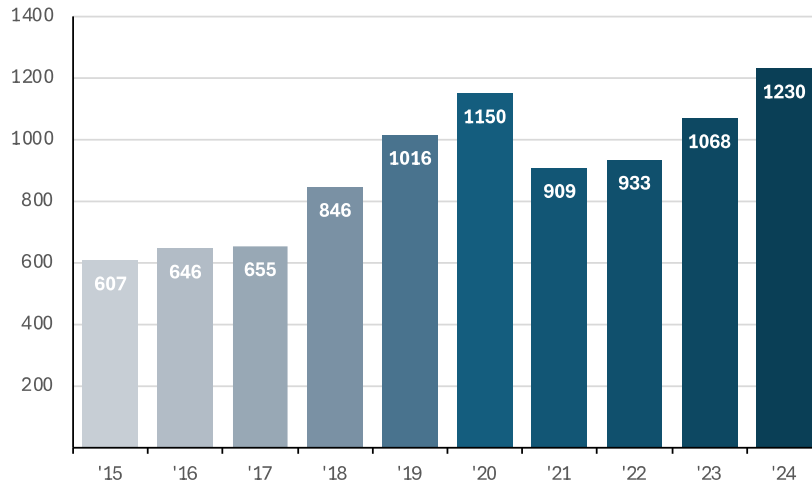


2024 Annual Report of the University of Michigan FOIA Office

Following the publication of this report for calendar year 2024, the FOIA Office will transition to annual reports that align with the University of Michigan’s fiscal year.

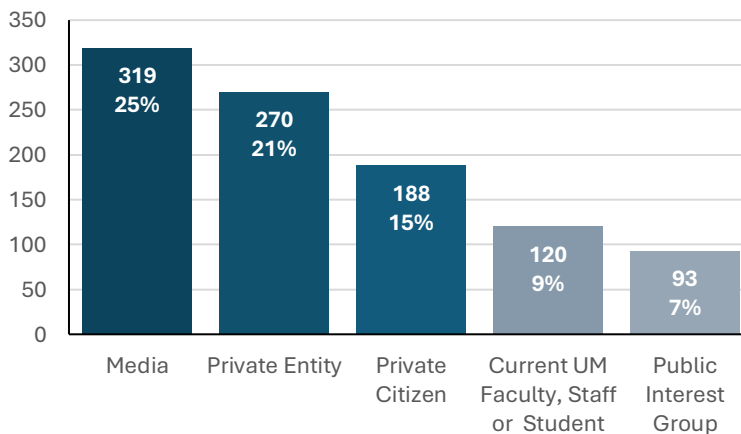
The University of Michigan received 1,230 Freedom of Information Act requests in calendar year 2024, a 15% increase from 2023.

FOIA requests received 2015-2024



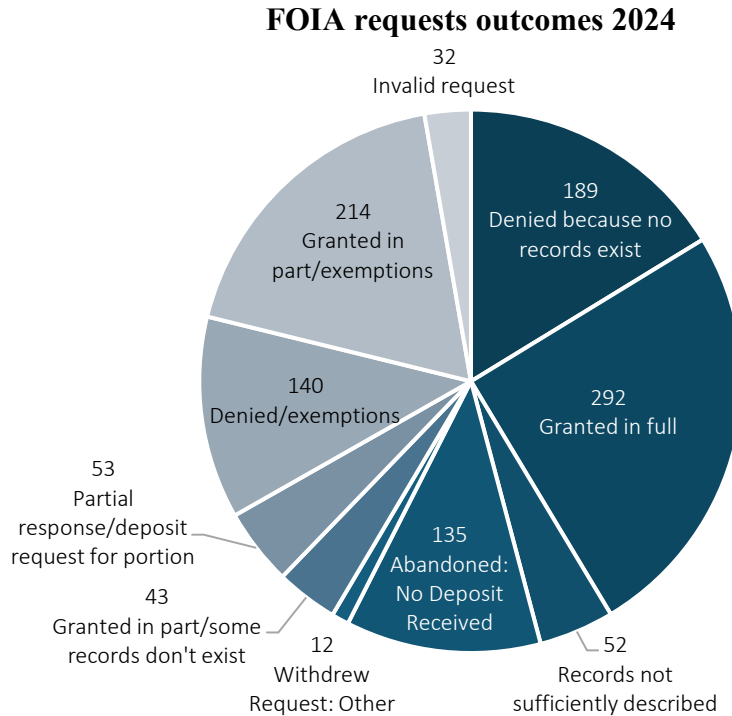
Twenty-five percent of all requests were submitted by members of the news media, and 21% of requests were submitted by private entities.

Primary sources of FOIA requests



The university’s average initial response time was 11 business days. The university responded fully to 71% of all requests within 15 business days and at no charge by granting the request in full or in part, by denying the request because the record did not exist or was exempt from disclosure, or by stating that the records were not sufficiently described.

Granting a request “in part” includes responses where some of the requested documents were provided, but some material either did not exist or was exempt from disclosure, such as instances where an employment contract was provided but a home address was removed, consistent with the privacy exemption. In some cases the university informed the requester that required contact information was missing or that further description of records was needed to process the request, and no additional information was received.



Fees were paid to the university for 9% of all requests. The fees paid for 2024 responses totaled \$5,462.

Please see the FOIA Procedures and Guidelines for general information regarding how the university responds to requests under the Michigan Freedom of Information Act, at <https://foia.vpcomm.umich.edu/>.

Summary

- The University of Michigan received 1,230 Freedom of Information Act requests in calendar year 2024, a 15% increase from 2023.
- The number of responses provided at no cost within 15 business days was 71% in 2024 and has consistently been above 70% for the past 5 years.
- Fee deposits were requested in 24% of all requests in 2024 and has consistently been below 30% over the past 5 years.
- Fees were paid to the university in 9% of all requests. The fees paid for 2024 responses totaled \$5,462.

Some responses are still in progress; this report reflects data available as of June 1, 2025.